

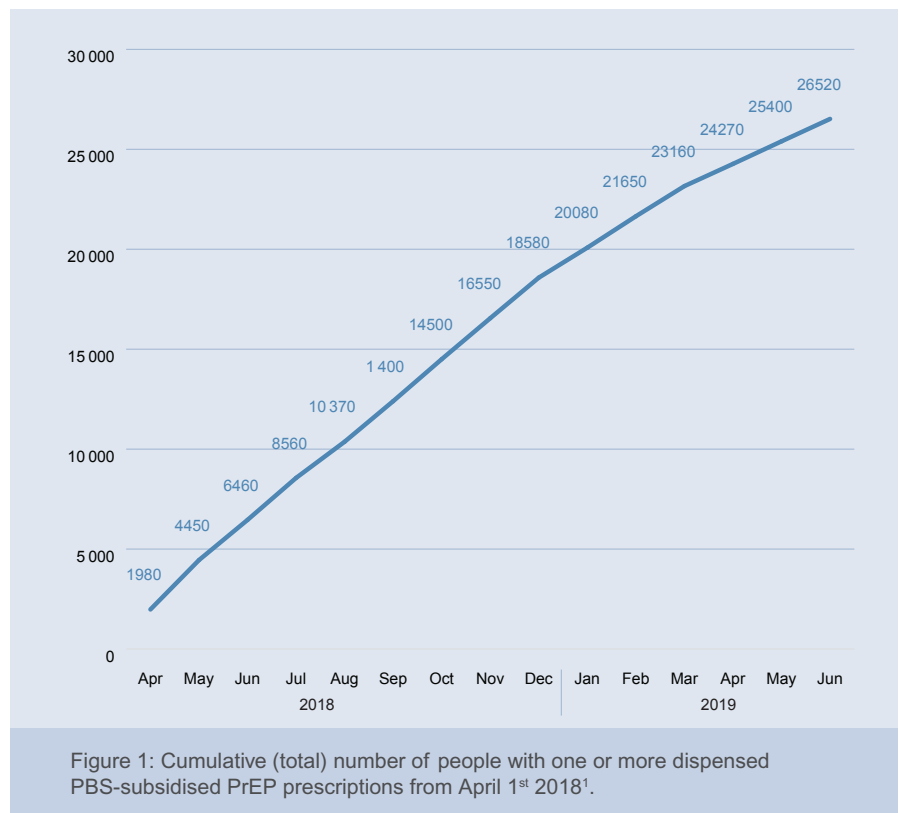
Monitoring HIV pre-exposure prophylaxis uptake in Australia.



PBS-subsidised HIV Pre-exposure Prophylaxis from April 2018 to June 2019

Issue #2 November 2019¹

HIV pre-exposure prophylaxis (PrEP) first became available through the Pharmaceutical Benefits Scheme (PBS) on April 1st 2018. In the first fifteen months after PBS listing, an estimated 26,520 individuals were dispensed PBS-subsidised PrEP. In the first three months after listing 6,460 individuals were dispensed PBS-subsidised PrEP for the first time. In the three months until June 2019 that had declined to 3,360 individuals dispensed PBS-subsidised PrEP for the first time². These 26,520 people include those who initiated PrEP for the first time after PBS listing and those who have transitioned from a demonstration study³.



1 Suggested Citation: The Kirby Institute, Monitoring HIV Pre-exposure Prophylaxis Uptake in Australia (Issue 2). The Kirby Institute, UNSW Sydney, Sydney NSW, December 2019. For more information contact Dr Nicholas Medland (nmedland@kirby.unsw.edu.au) or Professor Rebecca Guy (rguy@kirby.unsw.edu.au).
 2 See note on data sources p3
 3 See note on transition from demonstration studies p3



States and territories of individuals dispensed PBS subsidised PrEP

On March 31st 2018, 18 112 individuals were receiving PrEP through demonstration studies

NSW	9635
Vic	4285
QLD	2459
SA	657
WA	631
ACT	302
Tas	143

An unknown number were self-importing. It is likely that by June 2019, all patients have transitioned from demonstration studies. The cumulative number of people in each state who have been dispensed one or more PBS subsidised PrEP prescriptions changed rapidly in the first months after PBS listing (Figure 1 and Figure 2). This is likely to represent rates of transition from state-based demonstration studies.

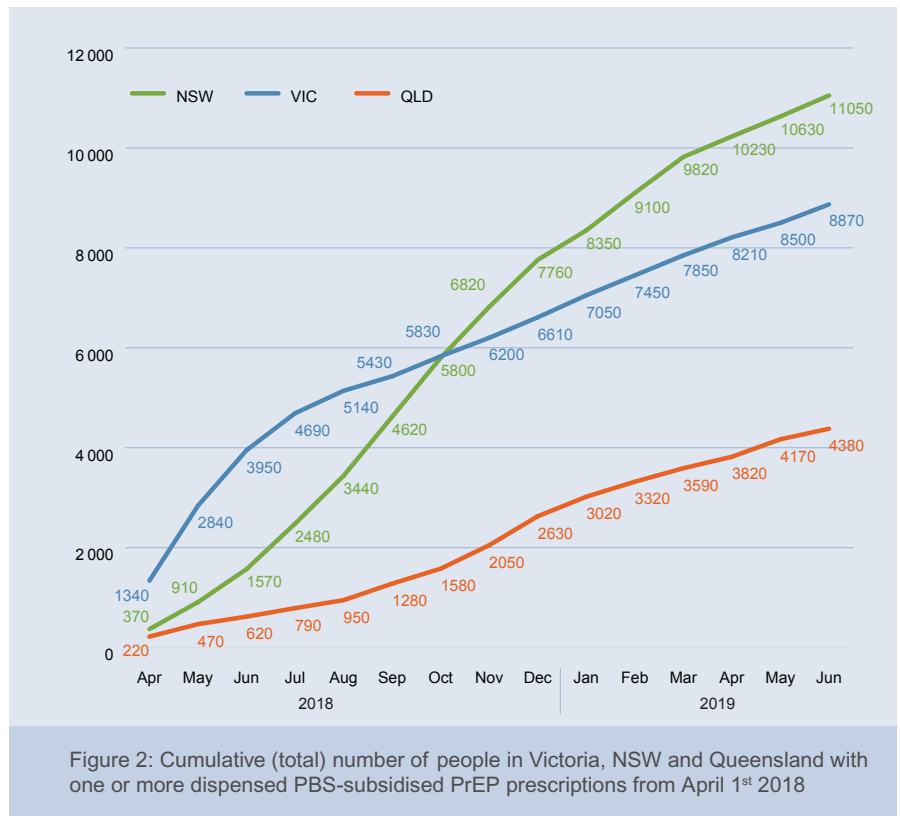


Figure 2: Cumulative (total) number of people in Victoria, NSW and Queensland with one or more dispensed PBS-subsidised PrEP prescriptions from April 1st 2018

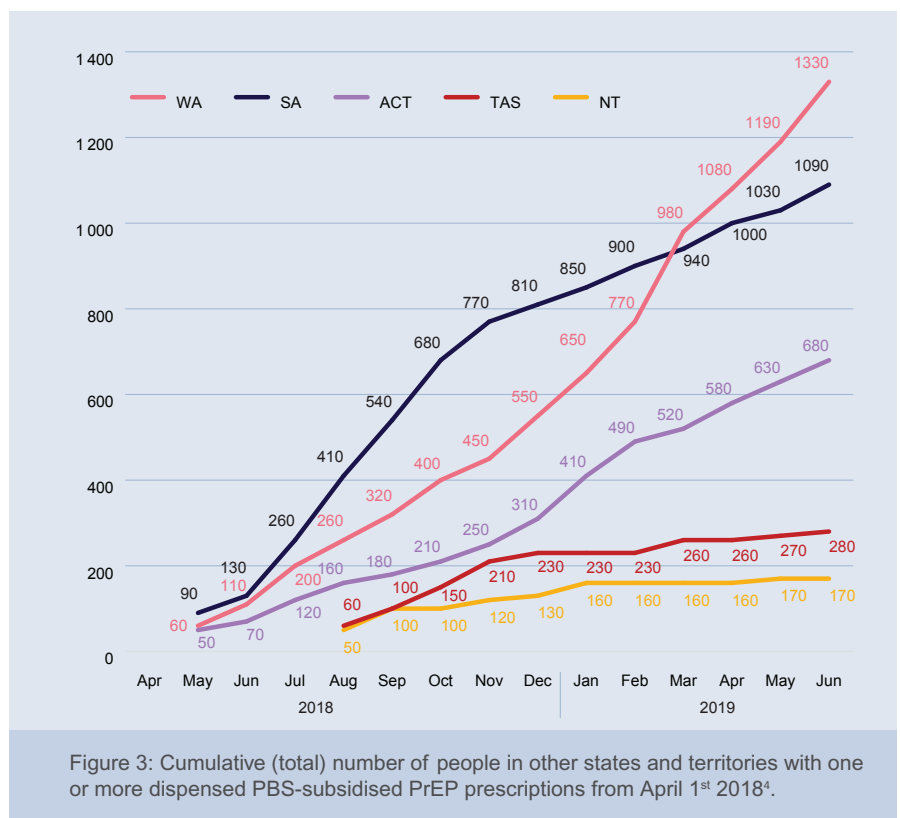


Figure 3: Cumulative (total) number of people in other states and territories with one or more dispensed PBS-subsidised PrEP prescriptions from April 1st 2018⁴.

4 Groups with less than 30 individuals are not able to be displayed. See note on data sources p3



Gender and age distribution of individuals dispensed PBS subsidised PrEP

Of the 26 520 individuals dispensed PBS-subsidised PrEP prescriptions, 26 210 (98.8%) were recorded as male and 310 (1.2%) as female⁵. 17 610 (66.4%) were aged between 25 and 44 years, while 2 470 (9.3%) were under 25 years.

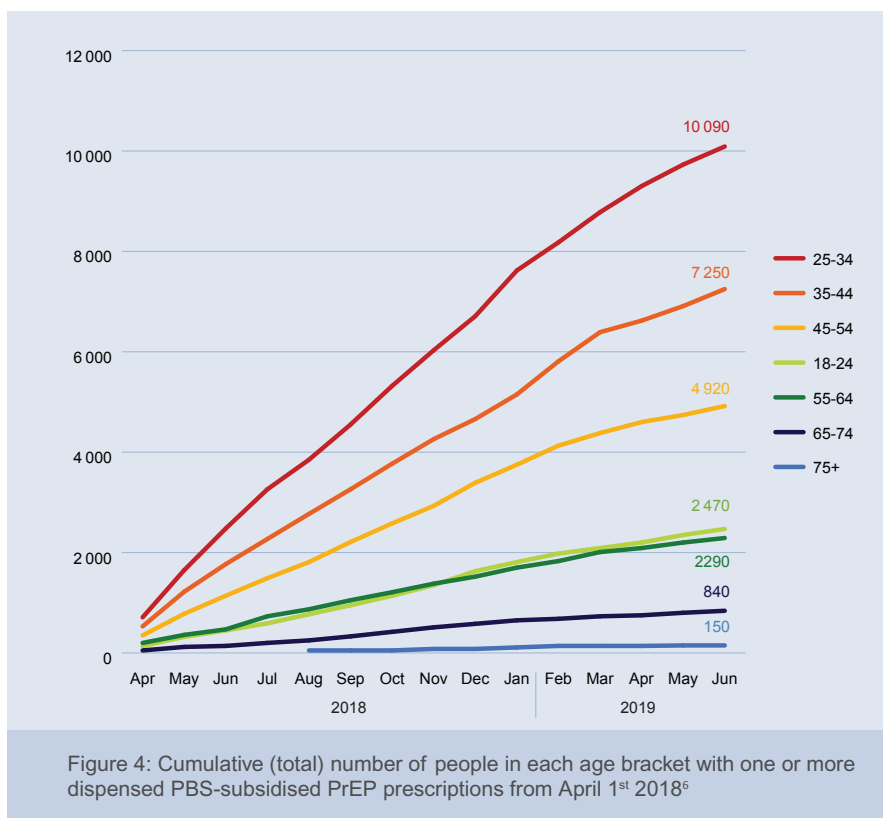


Figure 4: Cumulative (total) number of people in each age bracket with one or more dispensed PBS-subsidised PrEP prescriptions from April 1st 2018⁶

Note on data sources in this newsletter:

This newsletter reports total or cumulative individuals who have ever been dispensed PBS-subsidised PrEP since PBS listing in April 1st 2018. The data in this newsletter are generated from a de-identified 10% sample of all dispensed PBS-subsidised PrEP prescriptions. Data available includes gender (as reported through the PBS), state that the prescription was dispensed and age-group. Gender is reported as male or female only; it is not possible to determine what proportion of each reported gender are cis-gender or trans-gender. For confidentiality reasons, subgroups with less than 30 persons are not displayed.

Note on transition from PrEP demonstration studies:

States and territories conducted separate PrEP demonstration studies. After PBS listing in April 2018, each study has had a different plan to transition participants to PBS subsidised medication. Some studies continued to provide PrEP to participants after PBS listing and participants may have taken some months to exhaust their existing medication supply. It is not possible to determine from the PBS data included in this newsletter if individuals had previously been participants in PrEP demonstration studies. It is expected that transition from demonstration studies to PBS subsidised PrEP will continue for at least the first 12 months after PBS listing.

⁵ PBS data records gender as male or female only. The relative proportion of each reported gender who are cisgender and transgender is not known. See note on data sources p3

⁶ Groups with less than 30 individuals are not able to be displayed. See note on data sources p3